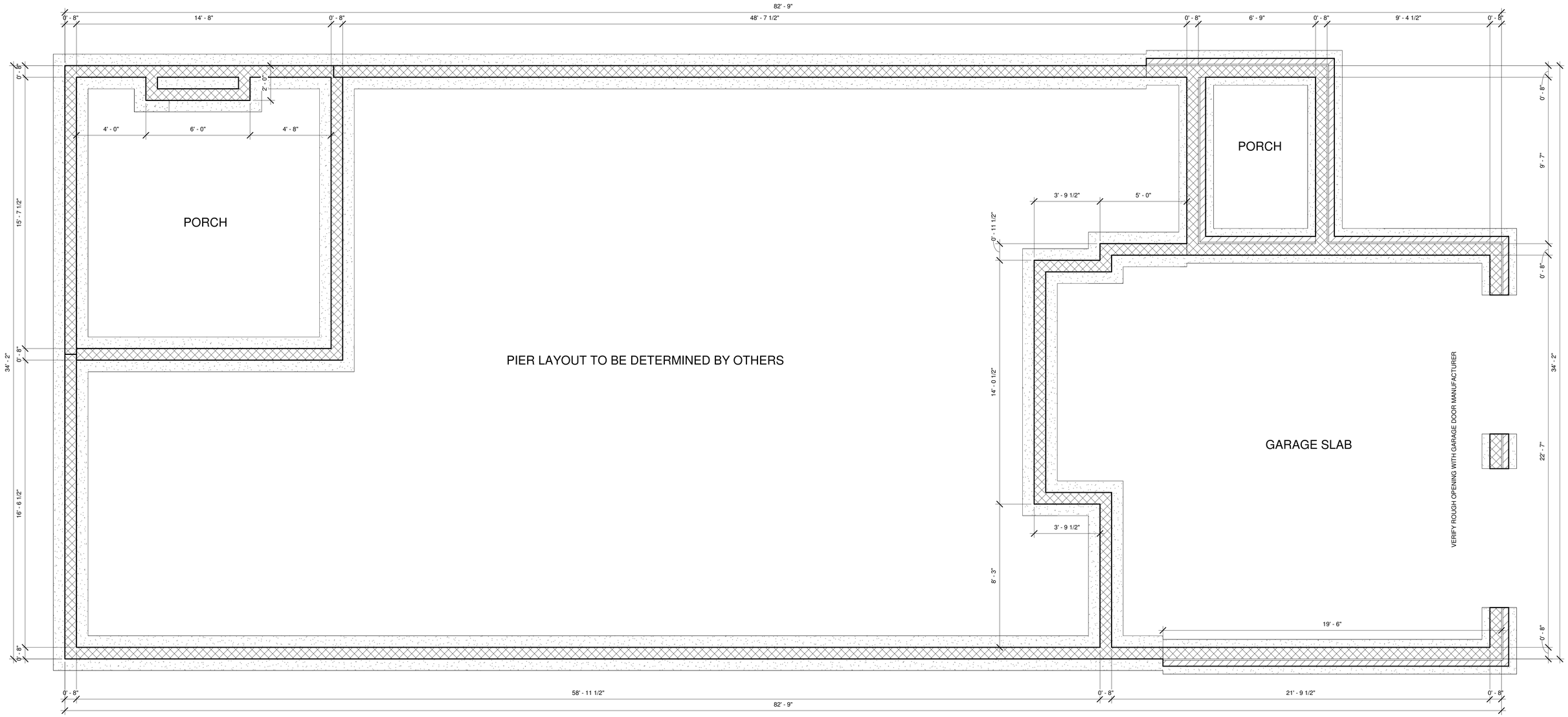

1 FOUNDATION PLAN
3/8" = 1'-0"

*GENERAL NOTE:

THIS SET OF DRAWINGS IS INTENDED AS A GUIDE. THE CONTRACTOR IS RESPONSIBLE FOR UNDERSTANDING AND FOLLOWING ALL APPLICABLE BUILDING CODES, LAWS, AND REGULATIONS WHICH ARE TO SUPERCEDE ANY INFORMATION IN THESE DRAWINGS. ALL CONSTRUCTION IS TO MEET CURRENT STANDARDS OF CRAFTSMANSHIP AND CARE. ALL PRODUCTS ARE TO BE INSTALLED PER MANUFACTURER'S WRITTEN INSTRUCTIONS. STRUCTURAL, MECHANICAL, ELECTRICAL, AND PLUMBING SYSTEMS ARE TO BE DESIGNED AND INSTALLED BY OTHERS AND ARE OUTSIDE THE SCOPE OF THESE DRAWINGS. THE CONTRACTOR MUST ALERT THE OWNER IN WRITING OF ANY DISCREPANCY FOUND HEREIN.

REMAIN DESIGN
AUDREY@REMAINDESIGN.COM

4424B LEALAND LN
RIGHT HOUSE
FOUNDATION

Date 09/17/25

A102.1

Scale 3/8" = 1'-0"

9/17/2025 7:21:03 AM



1 ROOF PLAN
3/8" = 1'-0"

*GENERAL NOTE:

THIS SET OF DRAWINGS IS INTENDED AS A GUIDE. THE CONTRACTOR IS RESPONSIBLE FOR UNDERSTANDING AND FOLLOWING ALL APPLICABLE BUILDING CODES, LAWS, AND REGULATIONS WHICH ARE TO SUPERCEDE ANY INFORMATION IN THESE DRAWINGS. ALL CONSTRUCTION IS TO MEET CURRENT STANDARDS OF CRAFTSMANSHIP AND CARE. ALL PRODUCTS ARE TO BE INSTALLED PER MANUFACTURER'S WRITTEN INSTRUCTIONS. STRUCTURAL, MECHANICAL, ELECTRICAL, AND PLUMBING SYSTEMS ARE TO BE DESIGNED AND INSTALLED BY OTHERS AND ARE OUTSIDE THE SCOPE OF THESE DRAWINGS. THE CONTRACTOR MUST ALERT THE OWNER IN WRITING OF ANY DISCREPANCY FOUND HEREIN.

REMAIN DESIGN
AUDREY@REMAINDESIGN.COM

4424B LEALAND LN
RIGHT HOUSE
ROOF PLAN

Date 09/17/25

A102.2

Scale 3/8" = 1'-0"

9/17/2025 7:21:03 AM

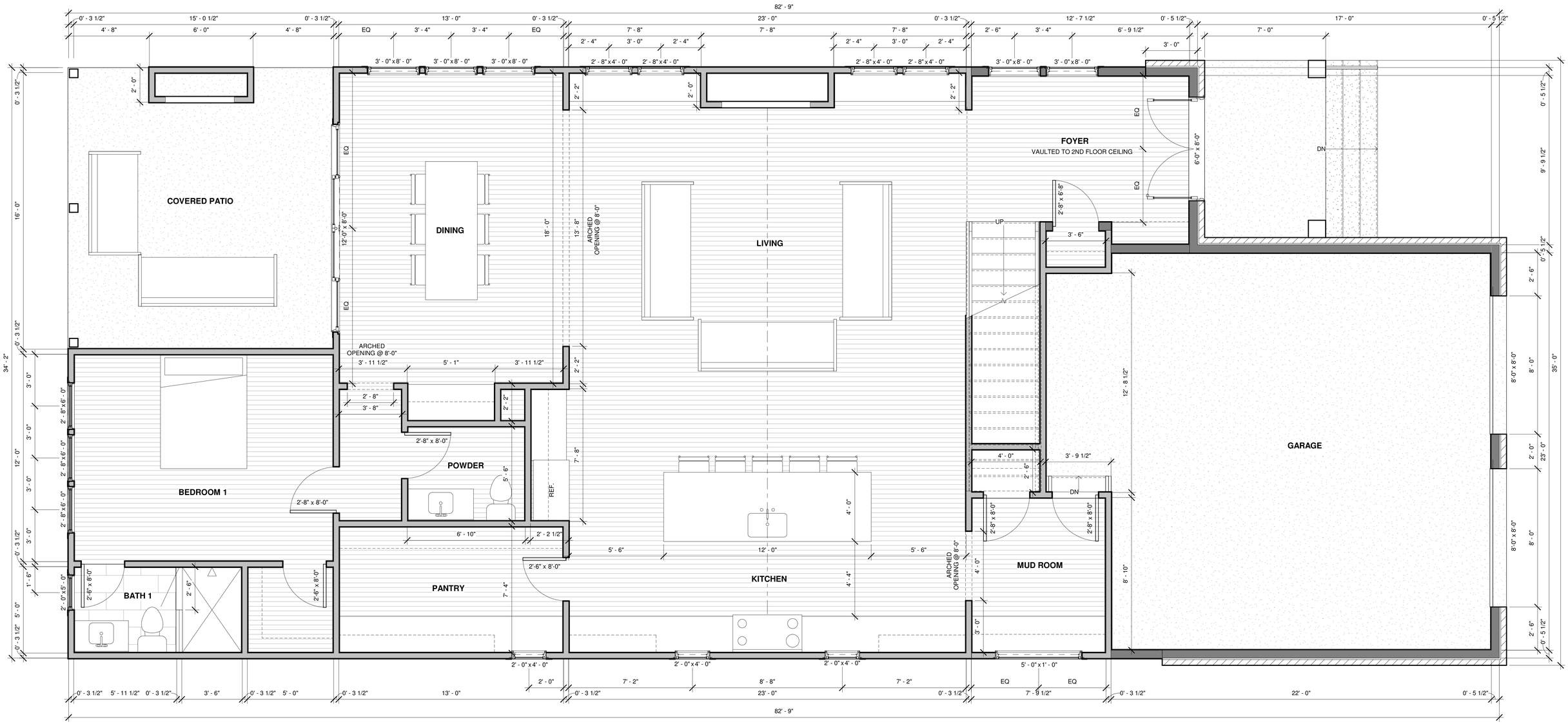

1 FIRST FLOOR
3/8" = 1'-0"

*GENERAL NOTE:

THIS SET OF DRAWINGS IS INTENDED AS A GUIDE. THE CONTRACTOR IS RESPONSIBLE FOR UNDERSTANDING AND FOLLOWING ALL APPLICABLE BUILDING CODES, LAWS, AND REGULATIONS WHICH ARE TO SUPERCEDE ANY INFORMATION IN THESE DRAWINGS. ALL CONSTRUCTION IS TO MEET CURRENT STANDARDS OF CRAFTSMANSHIP AND CARE. ALL PRODUCTS ARE TO BE INSTALLED PER MANUFACTURER'S WRITTEN INSTRUCTIONS. STRUCTURAL, MECHANICAL, ELECTRICAL, AND PLUMBING SYSTEMS ARE TO BE DESIGNED AND INSTALLED BY OTHERS AND ARE OUTSIDE THE SCOPE OF THESE DRAWINGS. THE CONTRACTOR MUST ALERT THE OWNER IN WRITING OF ANY DISCREPANCY FOUND HEREIN.

REMAIN DESIGN
AUDREY@REMAINDESIGN.COM

FIRST FLOOR: 1830 SF
SECOND FLOOR: 2509 SF
TOTAL: 4339 SF

GARAGE: 564 SF
PORCHES: 321 SF

4424B LEALAND LN
RIGHT HOUSE
FLOOR PLAN

Date 09/17/25

A102.3

Scale 3/8" = 1'-0"

9/17/2025 7:21:04 AM

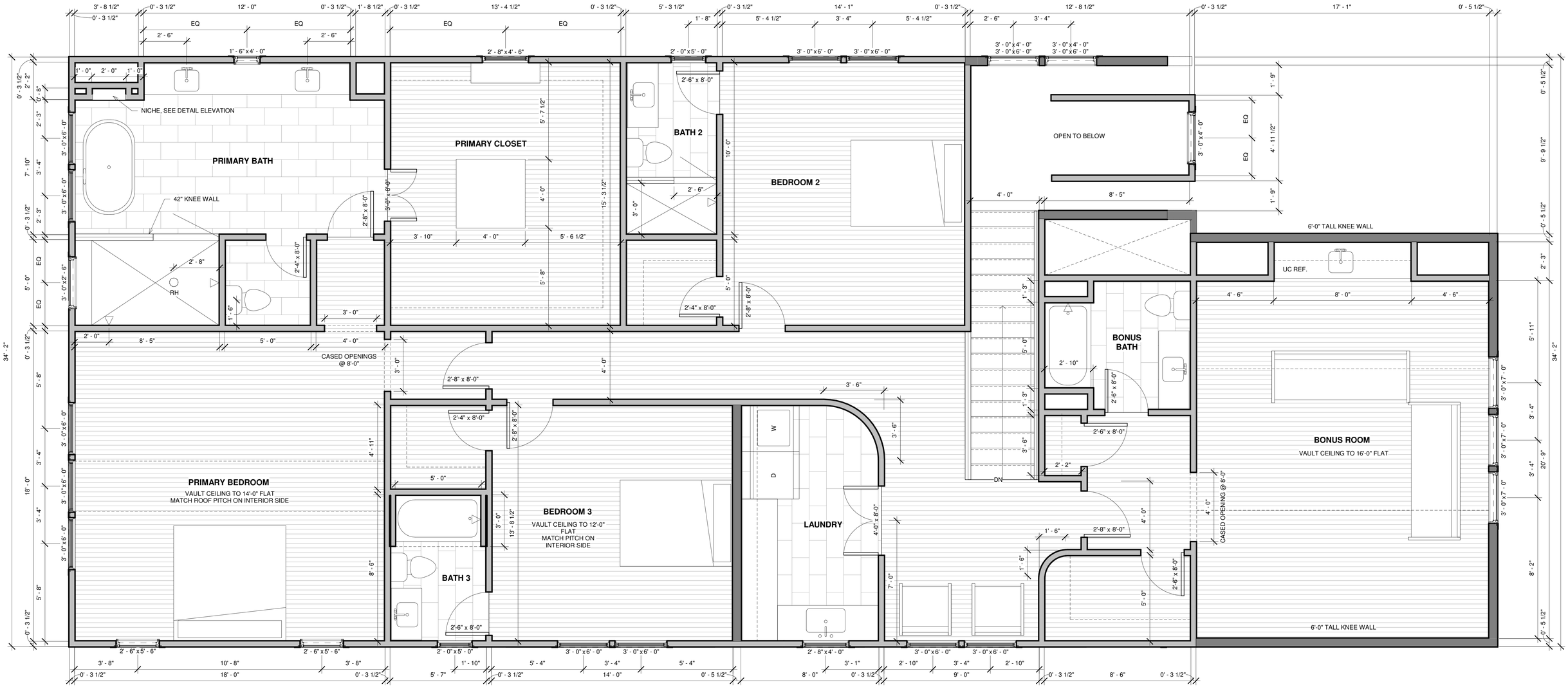

1 SECOND FLOOR
3/8" = 1'-0"

*GENERAL NOTE:

THIS SET OF DRAWINGS IS INTENDED AS A GUIDE. THE CONTRACTOR IS RESPONSIBLE FOR UNDERSTANDING AND FOLLOWING ALL APPLICABLE BUILDING CODES, LAWS, AND REGULATIONS WHICH ARE TO SUPERCEDE ANY INFORMATION IN THESE DRAWINGS. ALL CONSTRUCTION IS TO MEET CURRENT STANDARDS OF CRAFTSMANSHIP AND CARE. ALL PRODUCTS ARE TO BE INSTALLED PER MANUFACTURER'S WRITTEN INSTRUCTIONS. STRUCTURAL, MECHANICAL, ELECTRICAL, AND PLUMBING SYSTEMS ARE TO BE DESIGNED AND INSTALLED BY OTHERS AND ARE OUTSIDE THE SCOPE OF THESE DRAWINGS. THE CONTRACTOR MUST ALERT THE OWNER IN WRITING OF ANY DISCREPANCY FOUND HEREIN.

REMAIN DESIGN
AUDREY@REMAINDESIGN.COM

4424B LEALAND LN
RIGHT HOUSE
FLOOR PLAN

Date 09/17/25

A102.4

Scale 3/8" = 1'-0"

9/17/2025 7:21:04 AM



1 FRONT ELEVATION
3/8" = 1'-0"



2 REAR ELEVATION
3/8" = 1'-0"

*GENERAL NOTE:

THIS SET OF DRAWINGS IS INTENDED AS A GUIDE. THE CONTRACTOR IS RESPONSIBLE FOR UNDERSTANDING AND FOLLOWING ALL APPLICABLE BUILDING CODES, LAWS, AND REGULATIONS WHICH ARE TO SUPERCEDE ANY INFORMATION IN THESE DRAWINGS. ALL CONSTRUCTION IS TO MEET CURRENT STANDARDS OF CRAFTSMANSHIP AND CARE. ALL PRODUCTS ARE TO BE INSTALLED PER MANUFACTURER'S WRITTEN INSTRUCTIONS. STRUCTURAL, MECHANICAL, ELECTRICAL, AND PLUMBING SYSTEMS ARE TO BE DESIGNED AND INSTALLED BY OTHERS AND ARE OUTSIDE THE SCOPE OF THESE DRAWINGS. THE CONTRACTOR MUST ALERT THE OWNER IN WRITING OF ANY DISCREPANCY FOUND HEREIN.

REMAIN DESIGN
AUDREY@REMAINDESIGN.COM

4424B LEALAND LN

RIGHT HOUSE

ELEVATIONS

Date 09/17/25

A103.1

Scale 3/8" = 1'-0"

9/17/2025 7:21:05 AM



1 LEFT ELEVATION
3/8" = 1'-0"

*GENERAL NOTE:

THIS SET OF DRAWINGS IS INTENDED AS A GUIDE. THE CONTRACTOR IS RESPONSIBLE FOR UNDERSTANDING AND FOLLOWING ALL APPLICABLE BUILDING CODES, LAWS, AND REGULATIONS WHICH ARE TO SUPERCEDE ANY INFORMATION IN THESE DRAWINGS. ALL CONSTRUCTION IS TO MEET CURRENT STANDARDS OF CRAFTSMANSHIP AND CARE. ALL PRODUCTS ARE TO BE INSTALLED PER MANUFACTURER'S WRITTEN INSTRUCTIONS. STRUCTURAL, MECHANICAL, ELECTRICAL, AND PLUMBING SYSTEMS ARE TO BE DESIGNED AND INSTALLED BY OTHERS AND ARE OUTSIDE THE SCOPE OF THESE DRAWINGS. THE CONTRACTOR MUST ALERT THE OWNER IN WRITING OF ANY DISCREPANCY FOUND HEREIN.

REMAIN DESIGN
AUDREY@REMAINDESIGN.COM

4424B LEALAND LN

RIGHT HOUSE ELEVATIONS

Date 09/17/25

A103.2

Scale 3/8" = 1'-0"

9/17/2025 7:21:05 AM



1 RIGHT ELEVATION
3/8" = 1'-0"

*GENERAL NOTE:

THIS SET OF DRAWINGS IS INTENDED AS A GUIDE. THE CONTRACTOR IS RESPONSIBLE FOR UNDERSTANDING AND FOLLOWING ALL APPLICABLE BUILDING CODES, LAWS, AND REGULATIONS WHICH ARE TO SUPERCEDE ANY INFORMATION IN THESE DRAWINGS. ALL CONSTRUCTION IS TO MEET CURRENT STANDARDS OF CRAFTSMANSHIP AND CARE. ALL PRODUCTS ARE TO BE INSTALLED PER MANUFACTURER'S WRITTEN INSTRUCTIONS. STRUCTURAL, MECHANICAL, ELECTRICAL, AND PLUMBING SYSTEMS ARE TO BE DESIGNED AND INSTALLED BY OTHERS AND ARE OUTSIDE THE SCOPE OF THESE DRAWINGS. THE CONTRACTOR MUST ALERT THE OWNER IN WRITING OF ANY DISCREPANCY FOUND HEREIN.

REMAIN DESIGN
AUDREY@REMAINDESIGN.COM

4424B LEALAND LN

RIGHT HOUSE ELEVATIONS

Date	09/17/25
	A103.3
Scale	3/8" = 1'-0"

9/17/2025 7:21:05 AM



1 3D View 1



3 3D View 3



2 3D View 2

*GENERAL NOTE:

THIS SET OF DRAWINGS IS INTENDED AS A GUIDE. THE CONTRACTOR IS RESPONSIBLE FOR UNDERSTANDING AND FOLLOWING ALL APPLICABLE BUILDING CODES, LAWS, AND REGULATIONS WHICH ARE TO SUPERCEDE ANY INFORMATION IN THESE DRAWINGS. ALL CONSTRUCTION IS TO MEET CURRENT STANDARDS OF CRAFTSMANSHIP AND CARE. ALL PRODUCTS ARE TO BE INSTALLED PER MANUFACTURER'S WRITTEN INSTRUCTIONS. STRUCTURAL, MECHANICAL, ELECTRICAL, AND PLUMBING SYSTEMS ARE TO BE DESIGNED AND INSTALLED BY OTHERS AND ARE OUTSIDE THE SCOPE OF THESE DRAWINGS. THE CONTRACTOR MUST ALERT THE OWNER IN WRITING OF ANY DISCREPANCY FOUND HEREIN.

REMAIN DESIGN
AUDREY@REMAINDESIGN.COM

4424B LEALAND LN

RIGHT HOUSE

PERSPECTIVES

Date 09/17/25

A104.1

Scale

9/17/2025 7:21:09 AM

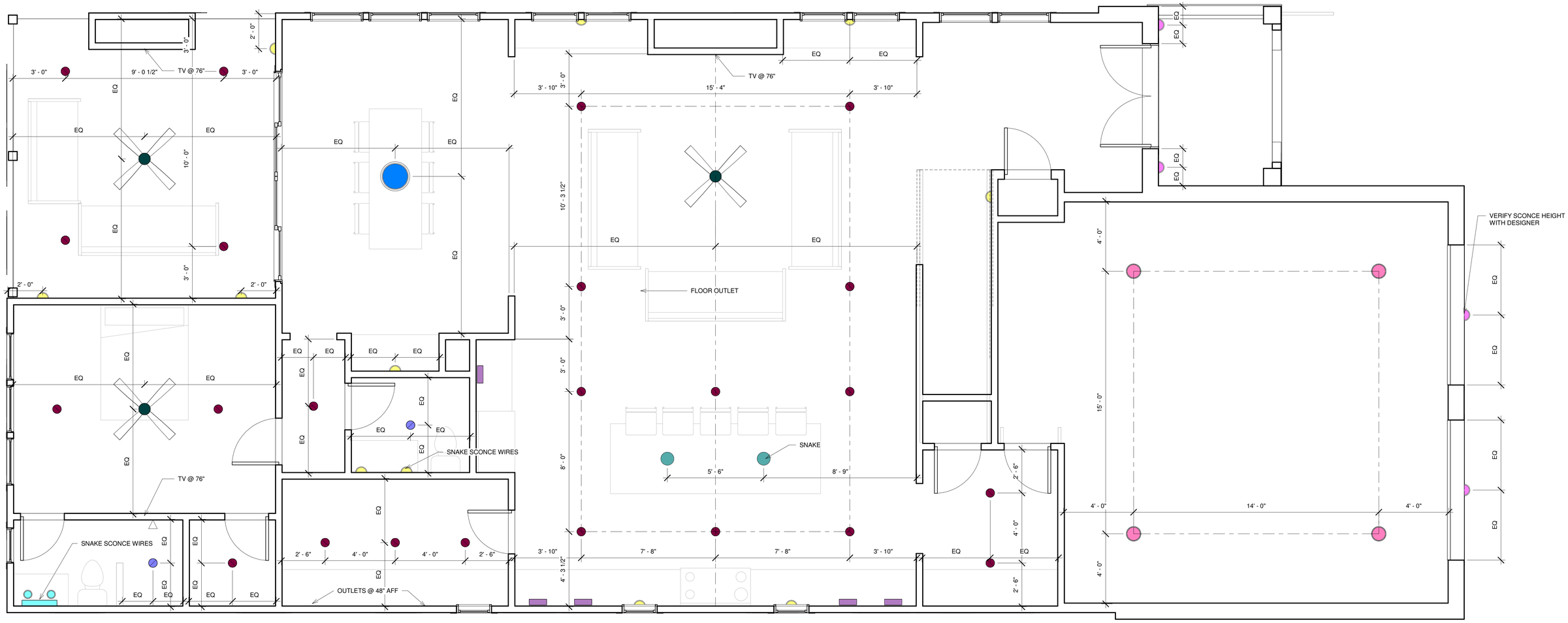

1 FIRST FLOOR LIGHTING LAYOUT
3/8" = 1'-0"

*GENERAL NOTE:

THIS SET OF DRAWINGS IS INTENDED AS A GUIDE. THE CONTRACTOR IS RESPONSIBLE FOR UNDERSTANDING AND FOLLOWING ALL APPLICABLE BUILDING CODES, LAWS, AND REGULATIONS WHICH ARE TO SUPERCEDE ANY INFORMATION IN THESE DRAWINGS. ALL CONSTRUCTION IS TO MEET CURRENT STANDARDS OF CRAFTSMANSHIP AND CARE. ALL PRODUCTS ARE TO BE INSTALLED PER MANUFACTURER'S WRITTEN INSTRUCTIONS. STRUCTURAL, MECHANICAL, ELECTRICAL, AND PLUMBING SYSTEMS ARE TO BE DESIGNED AND INSTALLED BY OTHERS AND ARE OUTSIDE THE SCOPE OF THESE DRAWINGS. THE CONTRACTOR MUST ALERT THE OWNER IN WRITING OF ANY DISCREPANCY FOUND HEREIN.

REMAIN DESIGN
AUDREY@REMAINDESIGN.COM

4424B LEALAND LN
RIGHT HOUSE
LIGHTING LAYOUT

Date 09/17/25

A105.1

Scale 3/8" = 1'-0"

9/17/2025 7:21:10 AM

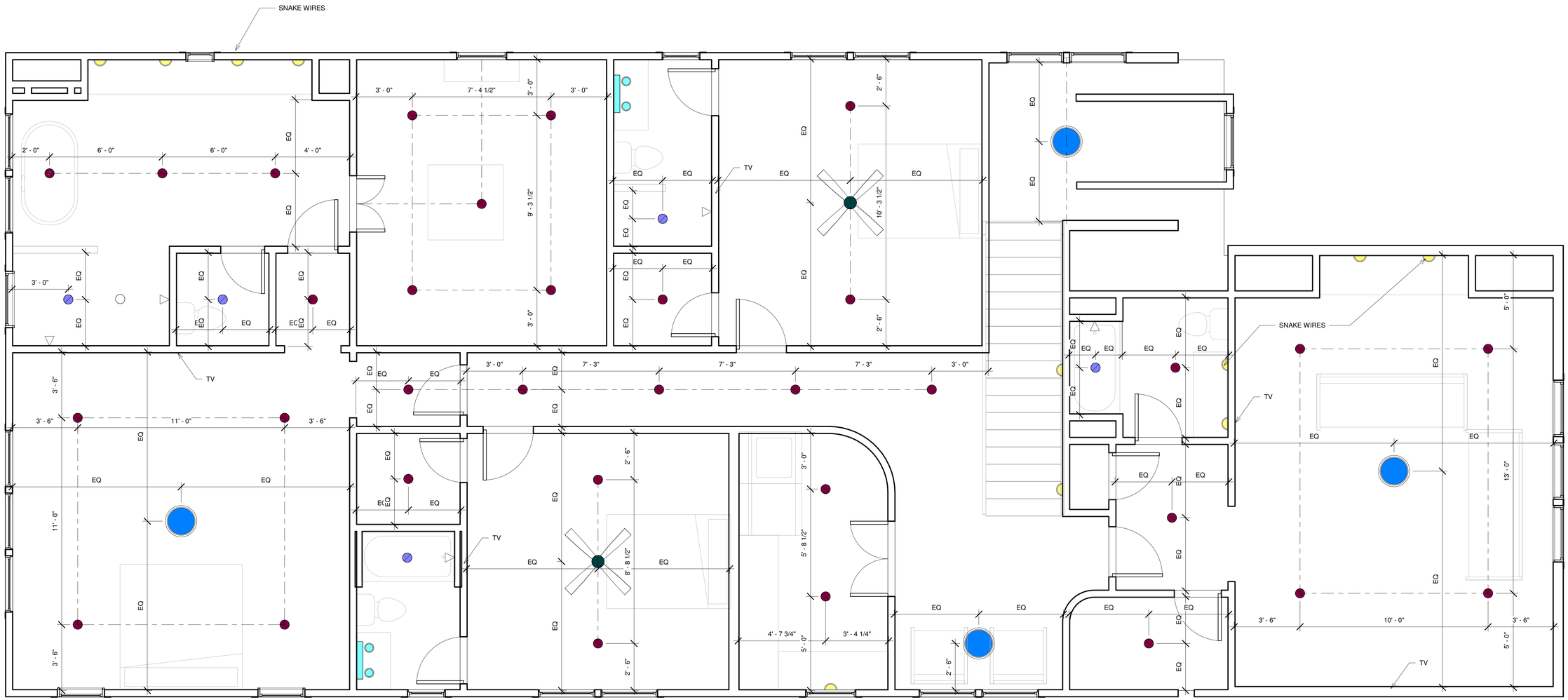

1 SECOND FLOOR LIGHTING LAYOUT
3/8" = 1'-0"

*GENERAL NOTE:

THIS SET OF DRAWINGS IS INTENDED AS A GUIDE. THE CONTRACTOR IS RESPONSIBLE FOR UNDERSTANDING AND FOLLOWING ALL APPLICABLE BUILDING CODES, LAWS, AND REGULATIONS WHICH ARE TO SUPERCEDE ANY INFORMATION IN THESE DRAWINGS. ALL CONSTRUCTION IS TO MEET CURRENT STANDARDS OF CRAFTSMANSHIP AND CARE. ALL PRODUCTS ARE TO BE INSTALLED PER MANUFACTURER'S WRITTEN INSTRUCTIONS. STRUCTURAL, MECHANICAL, ELECTRICAL, AND PLUMBING SYSTEMS ARE TO BE DESIGNED AND INSTALLED BY OTHERS AND ARE OUTSIDE THE SCOPE OF THESE DRAWINGS. THE CONTRACTOR MUST ALERT THE OWNER IN WRITING OF ANY DISCREPANCY FOUND HEREIN.

REMAIN DESIGN
AUDREY@REMAINDESIGN.COM

4424B LEALAND LN
RIGHT HOUSE
LIGHTING LAYOUT

Date 09/17/25

A105.2

Scale 3/8" = 1'-0"

9/17/2025 7:21:10 AM