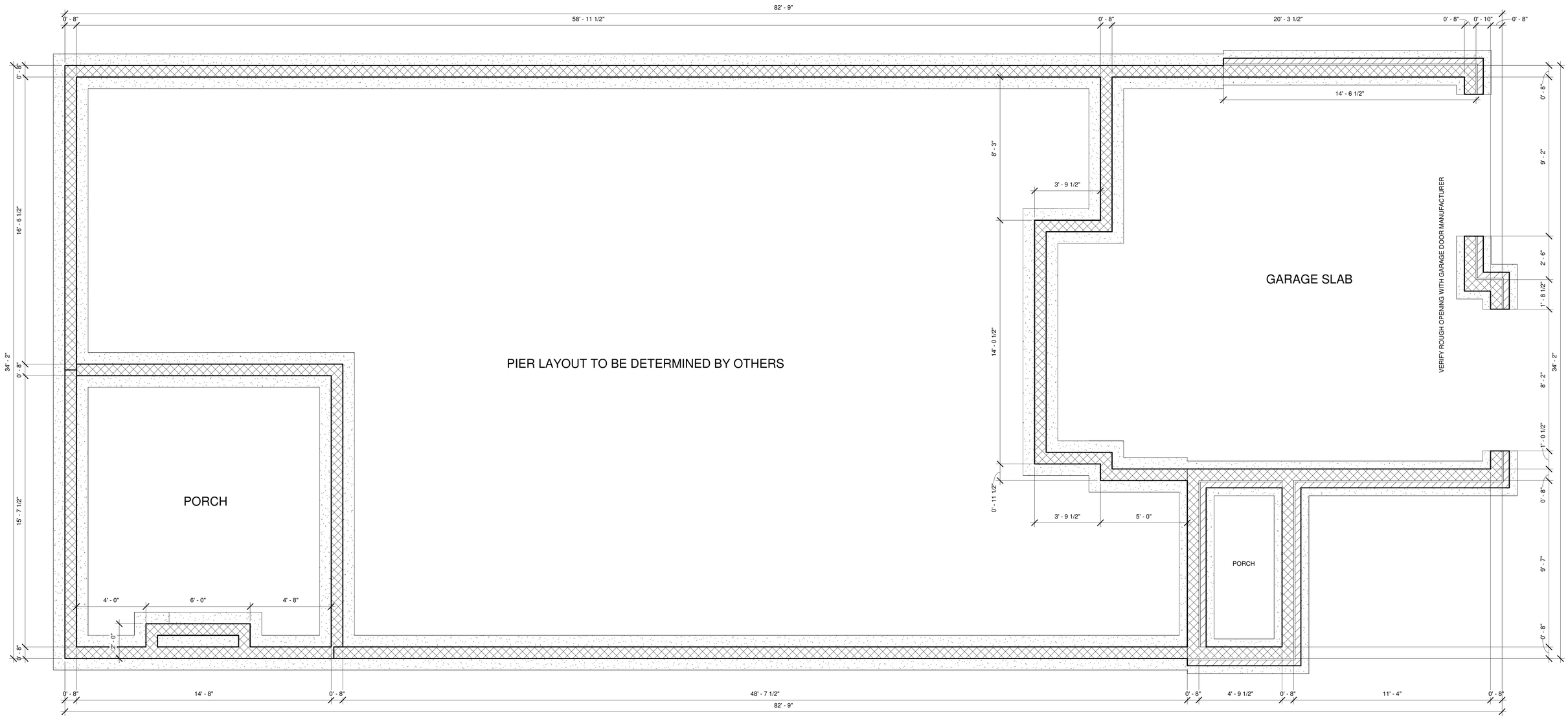

1 FOUNDATION PLAN
3/8" = 1'-0"

*GENERAL NOTE:

THIS SET OF DRAWINGS IS INTENDED AS A GUIDE. THE CONTRACTOR IS RESPONSIBLE FOR UNDERSTANDING AND FOLLOWING ALL APPLICABLE BUILDING CODES, LAWS, AND REGULATIONS WHICH ARE TO SUPERCEDE ANY INFORMATION IN THESE DRAWINGS. ALL CONSTRUCTION IS TO MEET CURRENT STANDARDS OF CRAFTSMANSHIP AND CARE. ALL PRODUCTS ARE TO BE INSTALLED PER MANUFACTURER'S WRITTEN INSTRUCTIONS. STRUCTURAL, MECHANICAL, ELECTRICAL, AND PLUMBING SYSTEMS ARE TO BE DESIGNED AND INSTALLED BY OTHERS AND ARE OUTSIDE THE SCOPE OF THESE DRAWINGS. THE CONTRACTOR MUST ALERT THE OWNER IN WRITING OF ANY DISCREPANCY FOUND HEREIN.

REMAIN DESIGN
AUDREY@REMAINDESIGN.COM

4424A LEALAND LN
LEFT HOUSE
FOUNDATION

Date 09/17/25

A102.1

Scale 3/8" = 1'-0"

9/17/2025 7:25:03 AM

1'-6" OVERHANG



1 ROOF PLAN
3/8" = 1'-0"

*GENERAL NOTE:

THIS SET OF DRAWINGS IS INTENDED AS A GUIDE. THE CONTRACTOR IS RESPONSIBLE FOR UNDERSTANDING AND FOLLOWING ALL APPLICABLE BUILDING CODES, LAWS, AND REGULATIONS WHICH ARE TO SUPERCEDE ANY INFORMATION IN THESE DRAWINGS. ALL CONSTRUCTION IS TO MEET CURRENT STANDARDS OF CRAFTSMANSHIP AND CARE. ALL PRODUCTS ARE TO BE INSTALLED PER MANUFACTURER'S WRITTEN INSTRUCTIONS. STRUCTURAL, MECHANICAL, ELECTRICAL, AND PLUMBING SYSTEMS ARE TO BE DESIGNED AND INSTALLED BY OTHERS AND ARE OUTSIDE THE SCOPE OF THESE DRAWINGS. THE CONTRACTOR MUST ALERT THE OWNER IN WRITING OF ANY DISCREPANCY FOUND HEREIN.

REMAIN DESIGN
AUDREY@REMAINDESIGN.COM

4424A LEALAND LN
LEFT HOUSE
ROOF PLAN

Date 09/17/25

A102.2

Scale 3/8" = 1'-0"

9/17/2025 7:25:03 AM

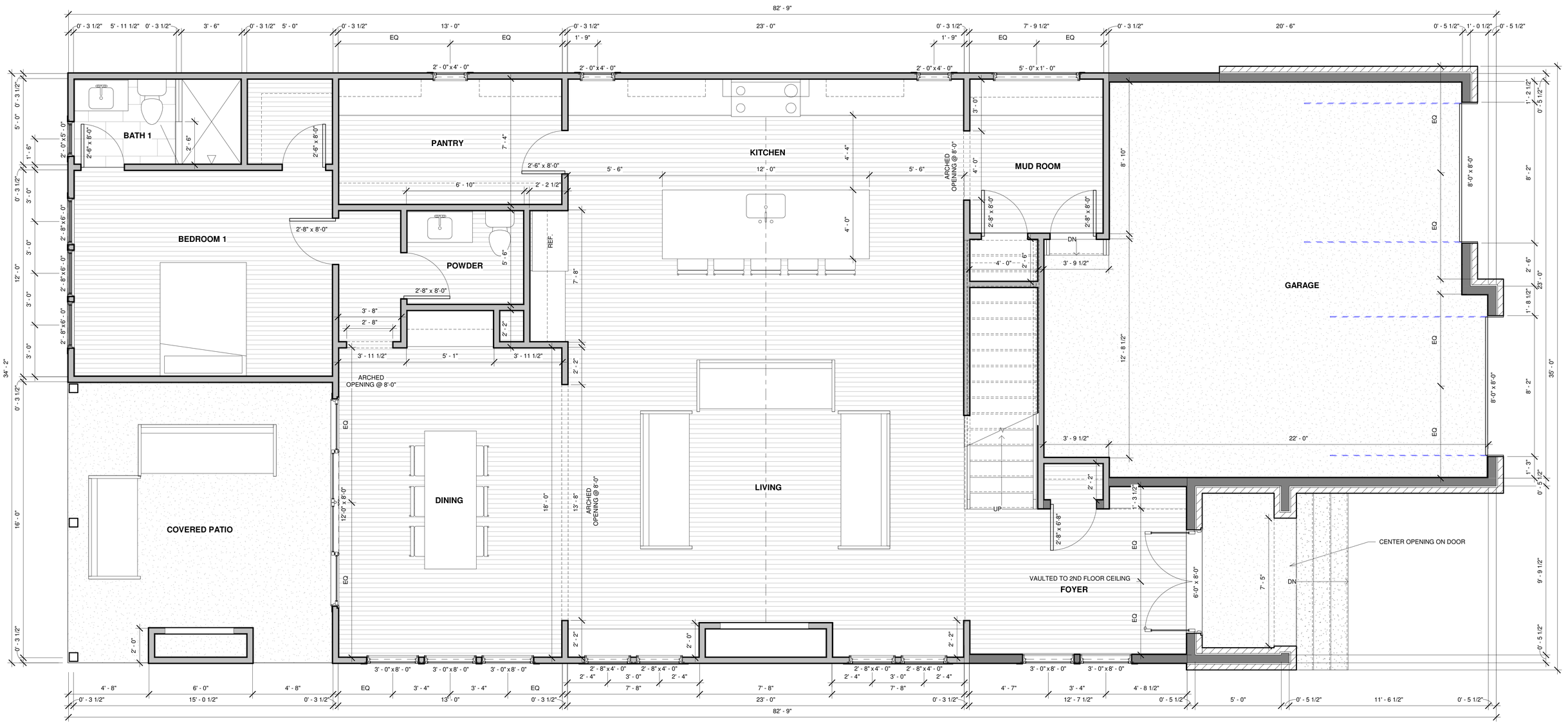

1 FIRST FLOOR
3/8" = 1'-0"

*GENERAL NOTE:

THIS SET OF DRAWINGS IS INTENDED AS A GUIDE. THE CONTRACTOR IS RESPONSIBLE FOR UNDERSTANDING AND FOLLOWING ALL APPLICABLE BUILDING CODES, LAWS, AND REGULATIONS WHICH ARE TO SUPERCEDE ANY INFORMATION IN THESE DRAWINGS. ALL CONSTRUCTION IS TO MEET CURRENT STANDARDS OF CRAFTSMANSHIP AND CARE. ALL PRODUCTS ARE TO BE INSTALLED PER MANUFACTURER'S WRITTEN INSTRUCTIONS. STRUCTURAL, MECHANICAL, ELECTRICAL, AND PLUMBING SYSTEMS ARE TO BE DESIGNED AND INSTALLED BY OTHERS AND ARE OUTSIDE THE SCOPE OF THESE DRAWINGS. THE CONTRACTOR MUST ALERT THE OWNER IN WRITING OF ANY DISCREPANCY FOUND HEREIN.

REMAIN DESIGN
AUDREY@REMAINDESIGN.COM

FIRST FLOOR: 1825 SF
SECOND FLOOR: 2521 SF
TOTAL: 4346 SF

GARAGE: 532 SF
PORCHES: 296 SF

4424A LEALAND LN
LEFT HOUSE
FLOOR PLAN

Date 09/17/25

A102.3

Scale 3/8" = 1'-0"

9/17/2025 7:25:04 AM

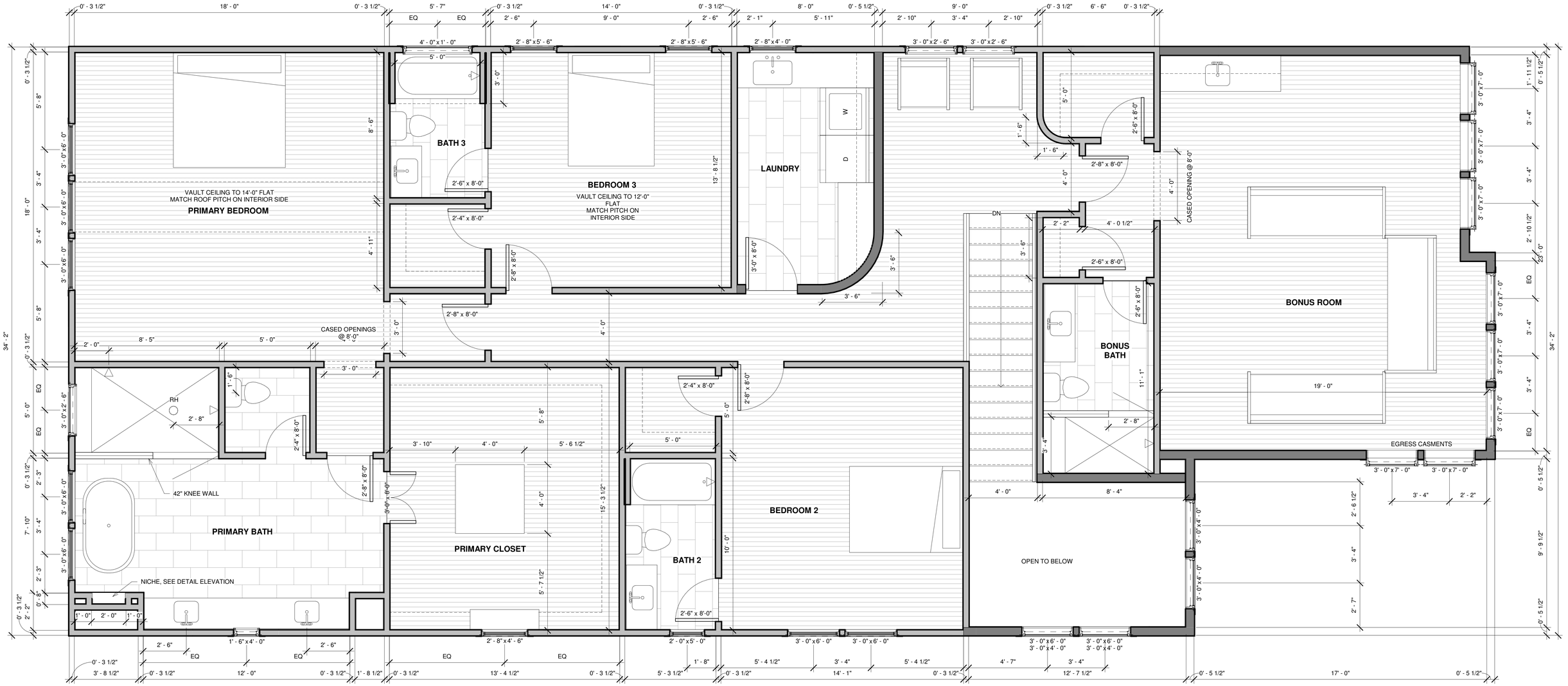

1 SECOND FLOOR
3/8" = 1'-0"

*GENERAL NOTE:

THIS SET OF DRAWINGS IS INTENDED AS A GUIDE. THE CONTRACTOR IS RESPONSIBLE FOR UNDERSTANDING AND FOLLOWING ALL APPLICABLE BUILDING CODES, LAWS, AND REGULATIONS WHICH ARE TO SUPERCEDE ANY INFORMATION IN THESE DRAWINGS. ALL CONSTRUCTION IS TO MEET CURRENT STANDARDS OF CRAFTSMANSHIP AND CARE. ALL PRODUCTS ARE TO BE INSTALLED PER MANUFACTURER'S WRITTEN INSTRUCTIONS. STRUCTURAL, MECHANICAL, ELECTRICAL, AND PLUMBING SYSTEMS ARE TO BE DESIGNED AND INSTALLED BY OTHERS AND ARE OUTSIDE THE SCOPE OF THESE DRAWINGS. THE CONTRACTOR MUST ALERT THE OWNER IN WRITING OF ANY DISCREPANCY FOUND HEREIN.

REMAIN DESIGN
AUDREY@REMAINDESIGN.COM

4424A LEALAND LN
LEFT HOUSE
FLOOR PLAN

Date 09/17/25

A102.4

Scale 3/8" = 1'-0"

9/17/2025 7:25:05 AM



1 FRONT ELEVATION
3/8" = 1'-0"



2 REAR ELEVATION
3/8" = 1'-0"

*GENERAL NOTE:

THIS SET OF DRAWINGS IS INTENDED AS A GUIDE. THE CONTRACTOR IS RESPONSIBLE FOR UNDERSTANDING AND FOLLOWING ALL APPLICABLE BUILDING CODES, LAWS, AND REGULATIONS WHICH ARE TO SUPERCEDE ANY INFORMATION IN THESE DRAWINGS. ALL CONSTRUCTION IS TO MEET CURRENT STANDARDS OF CRAFTSMANSHIP AND CARE. ALL PRODUCTS ARE TO BE INSTALLED PER MANUFACTURER'S WRITTEN INSTRUCTIONS. STRUCTURAL, MECHANICAL, ELECTRICAL, AND PLUMBING SYSTEMS ARE TO BE DESIGNED AND INSTALLED BY OTHERS AND ARE OUTSIDE THE SCOPE OF THESE DRAWINGS. THE CONTRACTOR MUST ALERT THE OWNER IN WRITING OF ANY DISCREPANCY FOUND HEREIN.

REMAIN DESIGN
AUDREY@REMAINDESIGN.COM

4424A LEALAND LN
LEFT HOUSE ELEVATIONS

Date 09/17/25

A103.1

Scale 3/8" = 1'-0"

9/17/2025 7:25:06 AM



1 RIGHT ELEVATION
3/8" = 1'-0"

*GENERAL NOTE:

THIS SET OF DRAWINGS IS INTENDED AS A GUIDE. THE CONTRACTOR IS RESPONSIBLE FOR UNDERSTANDING AND FOLLOWING ALL APPLICABLE BUILDING CODES, LAWS, AND REGULATIONS WHICH ARE TO SUPERCEDE ANY INFORMATION IN THESE DRAWINGS. ALL CONSTRUCTION IS TO MEET CURRENT STANDARDS OF CRAFTSMANSHIP AND CARE. ALL PRODUCTS ARE TO BE INSTALLED PER MANUFACTURER'S WRITTEN INSTRUCTIONS. STRUCTURAL, MECHANICAL, ELECTRICAL, AND PLUMBING SYSTEMS ARE TO BE DESIGNED AND INSTALLED BY OTHERS AND ARE OUTSIDE THE SCOPE OF THESE DRAWINGS. THE CONTRACTOR MUST ALERT THE OWNER IN WRITING OF ANY DISCREPANCY FOUND HEREIN.

REMAIN DESIGN
AUDREY@REMAINDESIGN.COM

4424A LEALAND LN
LEFT HOUSE
ELEVATIONS

Date 09/17/25

A103.2

Scale 3/8" = 1'-0"

9/17/2025 7:25:06 AM



1 LEFT ELEVATION
3/8" = 1'-0"

*GENERAL NOTE:

THIS SET OF DRAWINGS IS INTENDED AS A GUIDE. THE CONTRACTOR IS RESPONSIBLE FOR UNDERSTANDING AND FOLLOWING ALL APPLICABLE BUILDING CODES, LAWS, AND REGULATIONS WHICH ARE TO SUPERCEDE ANY INFORMATION IN THESE DRAWINGS. ALL CONSTRUCTION IS TO MEET CURRENT STANDARDS OF CRAFTSMANSHIP AND CARE. ALL PRODUCTS ARE TO BE INSTALLED PER MANUFACTURER'S WRITTEN INSTRUCTIONS. STRUCTURAL, MECHANICAL, ELECTRICAL, AND PLUMBING SYSTEMS ARE TO BE DESIGNED AND INSTALLED BY OTHERS AND ARE OUTSIDE THE SCOPE OF THESE DRAWINGS. THE CONTRACTOR MUST ALERT THE OWNER IN WRITING OF ANY DISCREPANCY FOUND HEREIN.

REMAIN DESIGN
AUDREY@REMAINDESIGN.COM

4424A LEALAND LN

LEFT HOUSE ELEVATIONS

Date 09/17/25

A103.3

Scale 3/8" = 1'-0"

9/17/2025 7:25:06 AM



1 3D View 1



3 3D View 3



2 3D View 2

*GENERAL NOTE:

THIS SET OF DRAWINGS IS INTENDED AS A GUIDE. THE CONTRACTOR IS RESPONSIBLE FOR UNDERSTANDING AND FOLLOWING ALL APPLICABLE BUILDING CODES, LAWS, AND REGULATIONS WHICH ARE TO SUPERCEDE ANY INFORMATION IN THESE DRAWINGS. ALL CONSTRUCTION IS TO MEET CURRENT STANDARDS OF CRAFTSMANSHIP AND CARE. ALL PRODUCTS ARE TO BE INSTALLED PER MANUFACTURER'S WRITTEN INSTRUCTIONS. STRUCTURAL, MECHANICAL, ELECTRICAL, AND PLUMBING SYSTEMS ARE TO BE DESIGNED AND INSTALLED BY OTHERS AND ARE OUTSIDE THE SCOPE OF THESE DRAWINGS. THE CONTRACTOR MUST ALERT THE OWNER IN WRITING OF ANY DISCREPANCY FOUND HEREIN.

REMAIN DESIGN
AUDREY@REMAINDESIGN.COM

4424A LEALAND LN
LEFT HOUSE
PERSPECTIVES

Date 09/17/25

A104.1

Scale

9/17/2025 7:25:10 AM

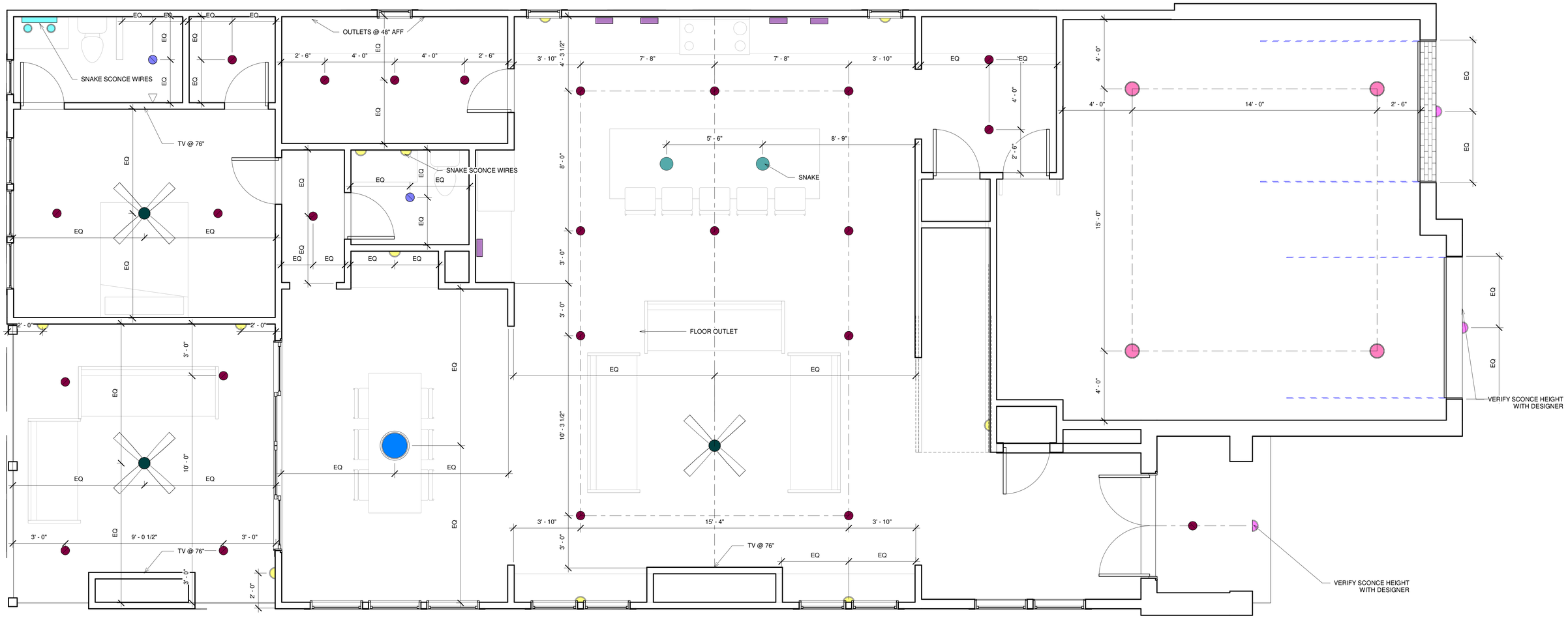

1 FIRST FLOOR LIGHTING LAYOUT
3/8" = 1'-0"

*GENERAL NOTE:

THIS SET OF DRAWINGS IS INTENDED AS A GUIDE. THE CONTRACTOR IS RESPONSIBLE FOR UNDERSTANDING AND FOLLOWING ALL APPLICABLE BUILDING CODES, LAWS, AND REGULATIONS WHICH ARE TO SUPERCEDE ANY INFORMATION IN THESE DRAWINGS. ALL CONSTRUCTION IS TO MEET CURRENT STANDARDS OF CRAFTSMANSHIP AND CARE. ALL PRODUCTS ARE TO BE INSTALLED PER MANUFACTURER'S WRITTEN INSTRUCTIONS. STRUCTURAL, MECHANICAL, ELECTRICAL, AND PLUMBING SYSTEMS ARE TO BE DESIGNED AND INSTALLED BY OTHERS AND ARE OUTSIDE THE SCOPE OF THESE DRAWINGS. THE CONTRACTOR MUST ALERT THE OWNER IN WRITING OF ANY DISCREPANCY FOUND HEREIN.

REMAIN DESIGN
AUDREY@REMAINDESIGN.COM

4424A LEALAND LN
LEFT HOUSE
LIGHTING LAYOUT

Date 09/17/25

A105.1

Scale 3/8" = 1'-0"

9/17/2025 7:25:10 AM

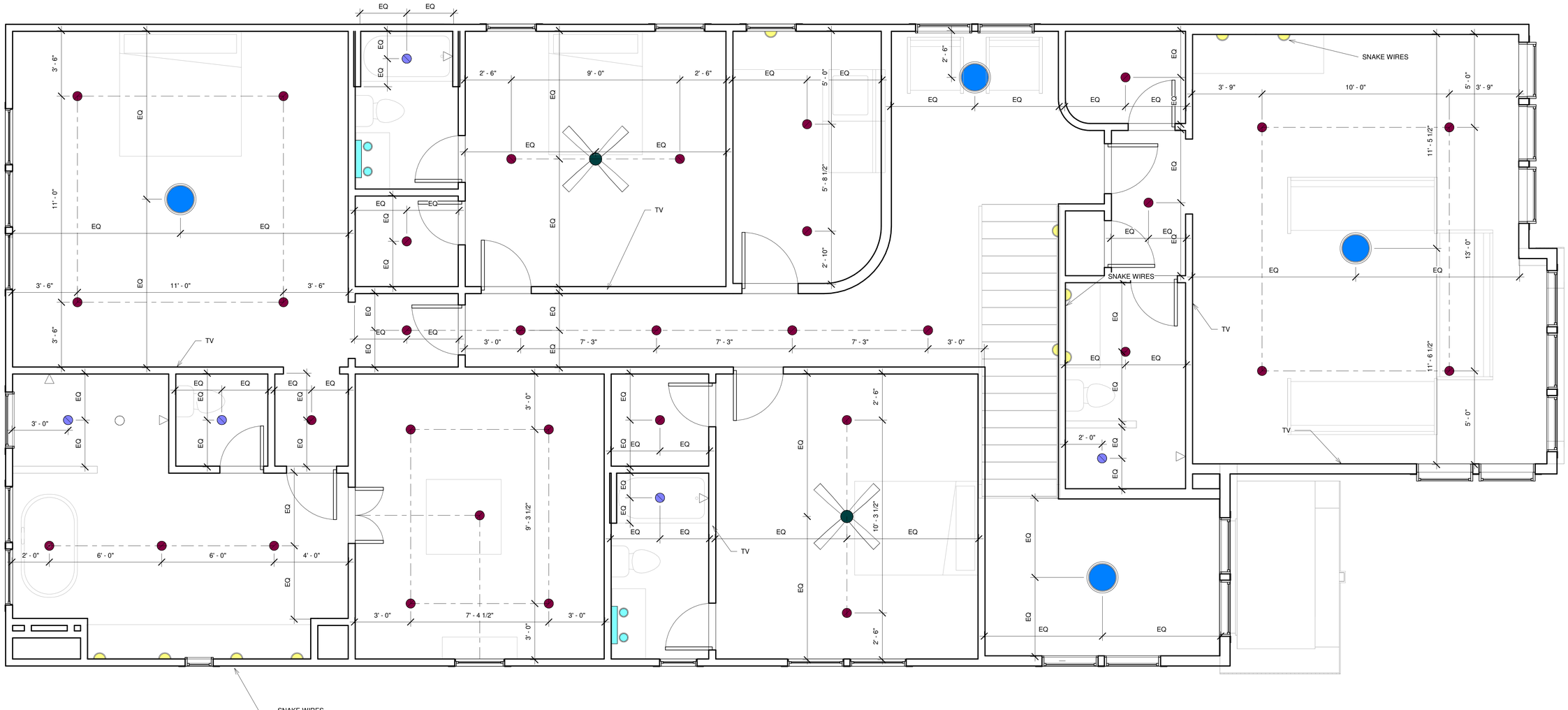

1 SECOND FLOOR LIGHTING LAYOUT
3/8" = 1'-0"

*GENERAL NOTE:

THIS SET OF DRAWINGS IS INTENDED AS A GUIDE. THE CONTRACTOR IS RESPONSIBLE FOR UNDERSTANDING AND FOLLOWING ALL APPLICABLE BUILDING CODES, LAWS, AND REGULATIONS WHICH ARE TO SUPERCEDE ANY INFORMATION IN THESE DRAWINGS. ALL CONSTRUCTION IS TO MEET CURRENT STANDARDS OF CRAFTSMANSHIP AND CARE. ALL PRODUCTS ARE TO BE INSTALLED PER MANUFACTURER'S WRITTEN INSTRUCTIONS. STRUCTURAL, MECHANICAL, ELECTRICAL, AND PLUMBING SYSTEMS ARE TO BE DESIGNED AND INSTALLED BY OTHERS AND ARE OUTSIDE THE SCOPE OF THESE DRAWINGS. THE CONTRACTOR MUST ALERT THE OWNER IN WRITING OF ANY DISCREPANCY FOUND HEREIN.

REMAIN DESIGN
AUDREY@REMAINDESIGN.COM

4424A LEALAND LN
LEFT HOUSE
LIGHTING LAYOUT

Date 09/17/25

A105.2

Scale 3/8" = 1'-0"

9/17/2025 7:25:11 AM